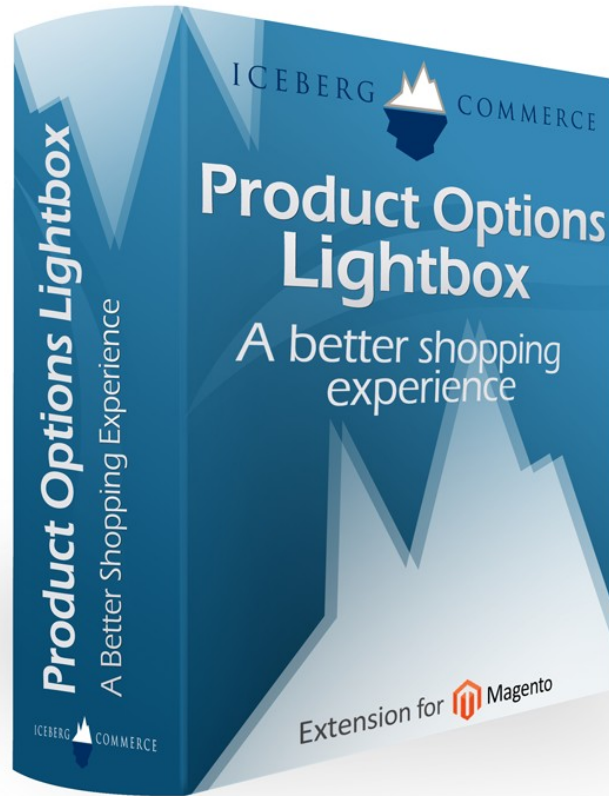




Iceberg Commerce  
Product Options Lightbox



User Manual  
November 2010

# Introduction

The Product Options Lightbox Extension for Magento shows your customers the product thumbnail and product information for each product option without having to leave the current page. This extension supports Grouped and Bundle products, and supports all versions of Magento from 1.3.\* to 1.4.\*

By default, Magento only shows product name and price for each option. Customers have to make their purchasing decision based on product name and price alone – or they have to leave the current page and go look for all the options they are interested in.

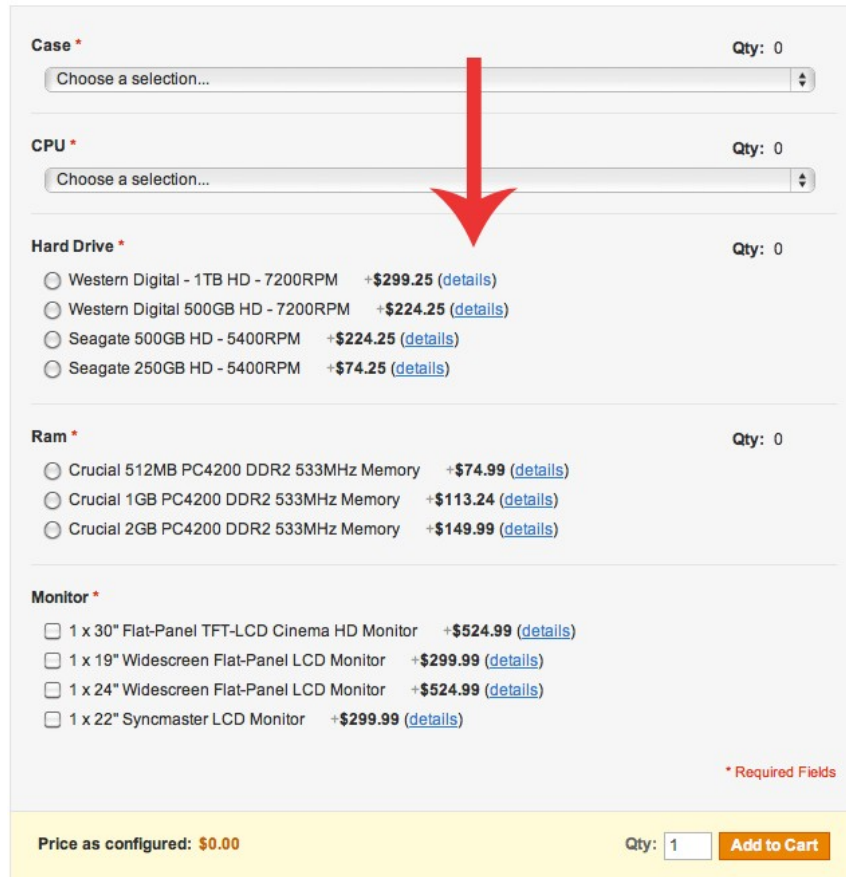
This extension presents all the information on the current product page, resulting in a much higher chance of the customer finding all the options that they are interested in.

## Features:

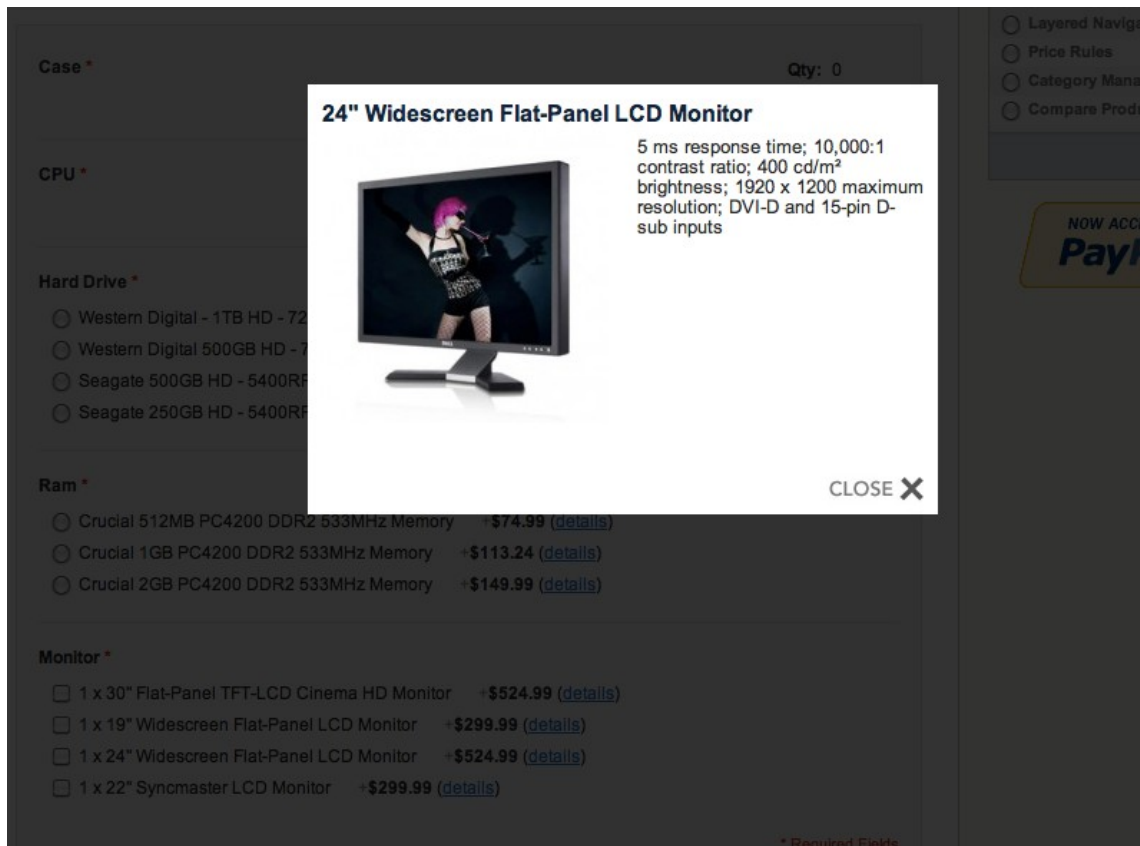
- Works for Bundle and Grouped Products
- Adds a “Details” link next to each optional item
- Clicking the “Details” link will open up a popup window displaying the product thumbnail and product short description
- This extension comes with a bonus Lightbox Extension for Magento for free. This turns the default popup into a modal window. The lightbox is an optional component.
- Multi-store compatible
- Follows Magento Coding Guidelines. Very high quality of code and thoroughly tested. No core code is modified so next time you update Magento, this extension will continue to work!

\* note: For Bundle products, this extension only supports options that are displayed with radio or checkboxes. It does not support items which are listed in select or multi-select inputs.

# Screenshots:



The screenshot above show the new "details" link added to each optional component



The Screenshot above shows the popup that is displayed when you click on a "details" link

# Part One - Install Guide

## Copy Files to your Magento installation directory

The First Step is to copy all files to your Magento installation directory.

1. Unzip IcebergCommerce\_BundledOptionDetails.zip
2. Copy the following folders and files to your local Magento Installation:
  - BundledOptionDetails/app/code/community/IcebergCommerce
    - copy to magento/app/code/community/
  - BundledOptionDetails/app/design/frontend/default/default/layout/bundledoptiondetails.xml
    - copy to magento/app/design/frontend/default/default/layout/
  - BundledOptionDetails/app/design/frontend/default/default/template/iceberg
    - copy to magento/app/design/frontend/default/default/template/
  - BundledOptionDetails/app/etc/modules/IcebergCommerce\_BundledOptionDetails.xml
    - copy to magento/app/etc/modules/
3. Log into your Magento admin panel
4. Flush your Magento Cache (Admin > System > Cache Management > Flush Magento Cache)

The Second Step is optional. If you want to install the "Lightbox" for a more visually attractive display of the popup, do the following:

1. Copy the following folders and files to your local Magento Installation:
  - Lightbox/app/code/community/IcebergCommerce
    - copy to magento/app/code/community/
  - Lightbox/app/etc/modules/IcebergCommerce\_Lightbox.xml
    - copy to magento/app/etc/modules/
  - Lightbox/app/design/frontend/default/default/layout/lightbox.xml
    - copy to magento/app/design/frontend/default/default/layout/
  - Lightbox/js/iceberg
    - copy to magento/js/
  - Lightbox/skin/frontend/default/default/css/lightbox.css
    - copy to magento/skin/frontend/default/default/css/
  - Lightbox/skin/frontend/default/default/images/lightbox
    - copy to magento/skin/frontend/default/default/images/
2. Log into your Magento admin panel
3. Flush your Magento Cache (Admin > System > Cache Management > Flush Magento Cache)

## Verify Installation

This Second step will verify the module was installed correctly.

1. Go to Admin > System > Configuration > Advanced
  - Verify that IcebergCommerce\_BundledOptionDetails is listed and enabled
  - If you installed the Lightbox, Verify that IcebergCommerce\_Lightbox is listed and enabled
2. Go to your store frontend, and go to a bundle product.
  - Verify that you see a "details" link beside all optional items. Optional Items that have a radio button or checkbox should have a details link
  - Click the details link and a popup should appear with thumbnail and short description of item. If you installed the Lightbox, then this popup should appear in a LightBox.

Please verify that the 2 items in the list above appear correctly. If any of the items listed above are not displaying as listed above, please verify that you have copied all files to the correct place and that you have flushed your Magento cache.

## Part Two - Uninstalling

To uninstall the BundledOptionDetails module, perform the following steps:

1. Delete Files and folders
  - app/code/community/IcebergCommerce/BundledOptionDetails
  - app/etc/modules/IcebergCommerce\_BundledOptionDetails.xml
  - app/design/frontend/default/default/template/iceberg/bundledoptiondetails
  - app/design/frontend/default/default/layout/bundledoptiondetails.xml
2. Flush your Magento Cache (Admin > System > Cache Management > Flush Magento Cache)

To uninstall the Lightbox module, perform the following steps:

1. Delete Files and folders
  - app/code/community/IcebergCommerce/Lightbox
  - app/etc/modules/IcebergCommerce\_Lightbox.xml
  - app/design/frontend/default/default/layout/lightbox.xml
  - js/iceberg/lightbox
  - skin/frontend/default/default/css/lightbox.css
  - skin/frontend/default/default/images/lightbox
2. Flush your Magento Cache (Admin > System > Cache Management > Flush Magento Cache)